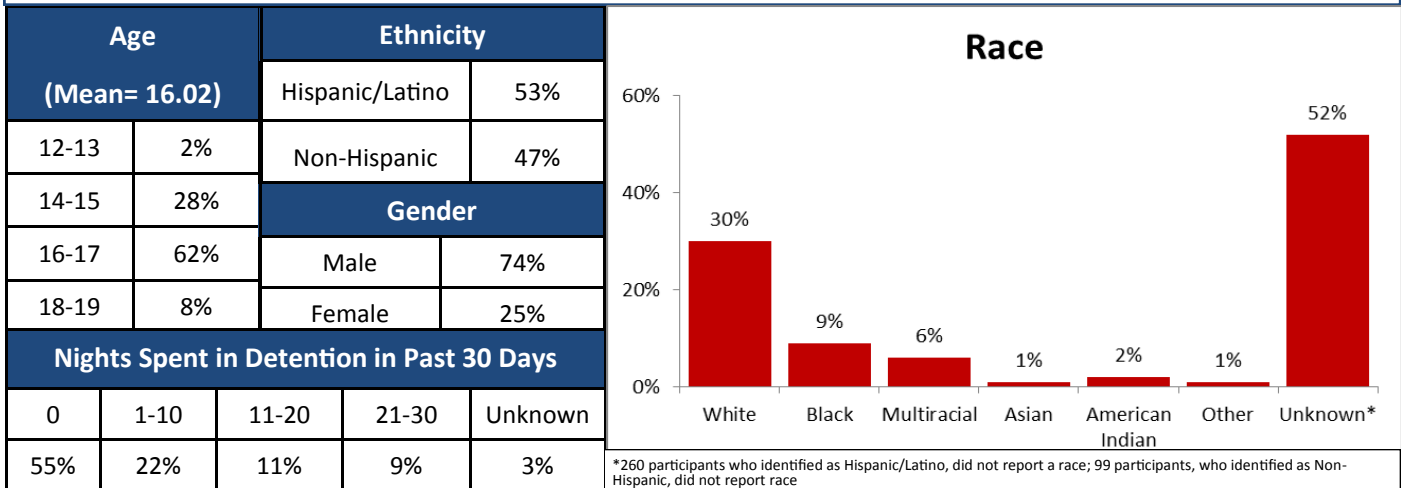


Cross-Site Report: Education and Employment – March 2014

This report summarizes GPRA data entered prior to mid-January 2014. The preliminary findings in this report highlight the successes of the Juvenile Drug Court Strategies in Practice and Reclaiming Futures (JDC/RF) program implemented in 5 juvenile drug courts in the United States, and may also suggest avenues for future youth services.

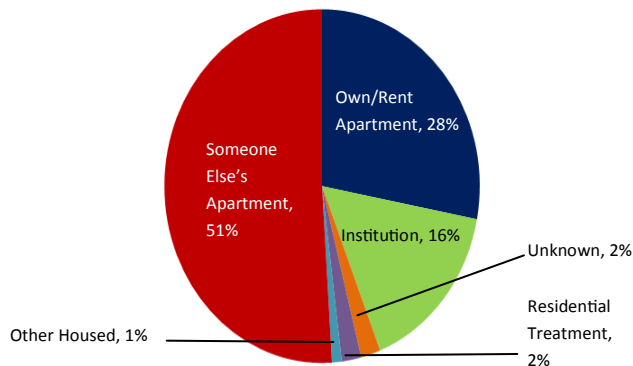
Description of Program Clients at Intake

This description is based on data self-reported by 690 clients of the 5 Juvenile Drug Courts/Reclaiming Futures evaluation sites at intake into the program.

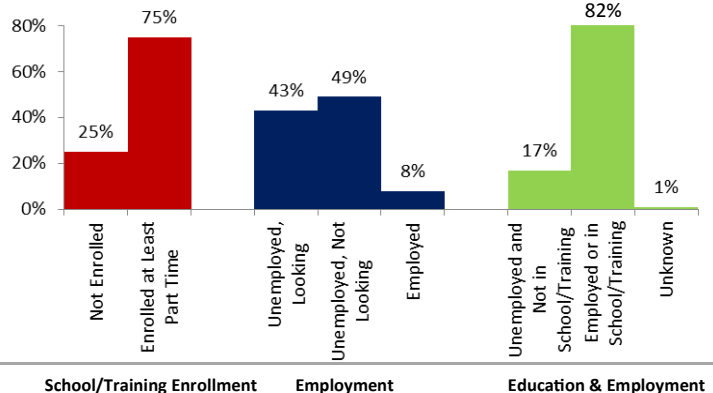


- About nine in ten (90%) programs clients were age 14-17 years; about three quarters (74%) of program clients were male.
- More than half (53%) of program clients identified as Hispanic.
- More than half (55%) of clients did not spend any nights in juvenile detention in the past thirty days. About 1 in 10 (9%) program clients spent at least three weeks in detention in the past 30 days.
- During the past 30 days, 79% of clients lived in an apartment, 18% were housed in either residential treatment or another institutional setting.
- The majority (82%) of program clients were either employed and/or in a school/training program at intake. While only 8% of program clients were employed, 75% were enrolled in a school/training program at least part time.
- The 17% of program clients who were neither employed nor in school/training might be partially explained by the 42% of clients who spent 1-30 of the past thirty nights in detention.

Where Youth Were Housed in the Past 30 Days



Education and Employment Status at Intake

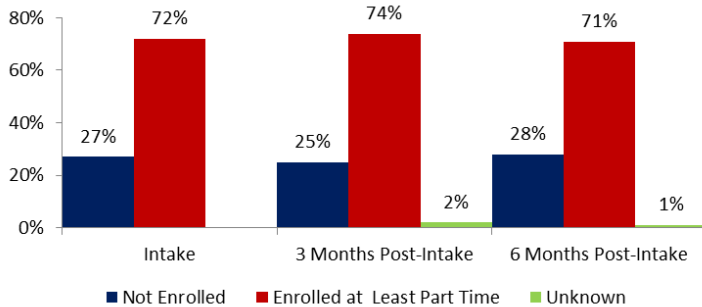


Disclaimer: The development of this report is funded by the Office of Juvenile Justice and Delinquency Prevention (OJJDP) through an interagency agreement with the Library of Congress – contract number LCFRD11C0007. The views expressed here are the authors and do not necessarily represent the official policies of OJJDP or the Library of Congress; nor does mention of trade names, commercial practices, or organizations imply endorsement by the U.S. Government.

Change Over Time in Education and Employment Status

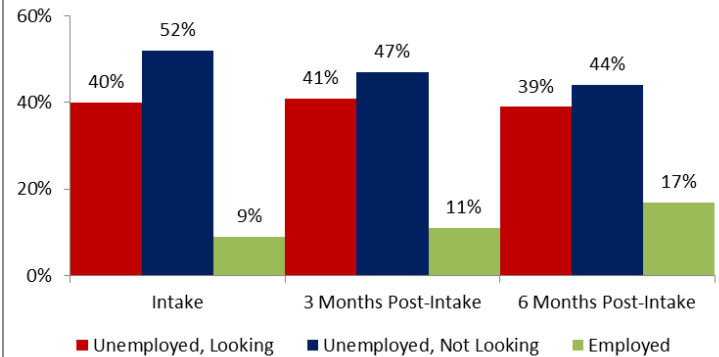
The following results are based on self-reported data from 453 program clients who completed the GPRA at program intake, 3 months post-intake, and 6 months post-intake.

School/Training Program Enrollment Over Time



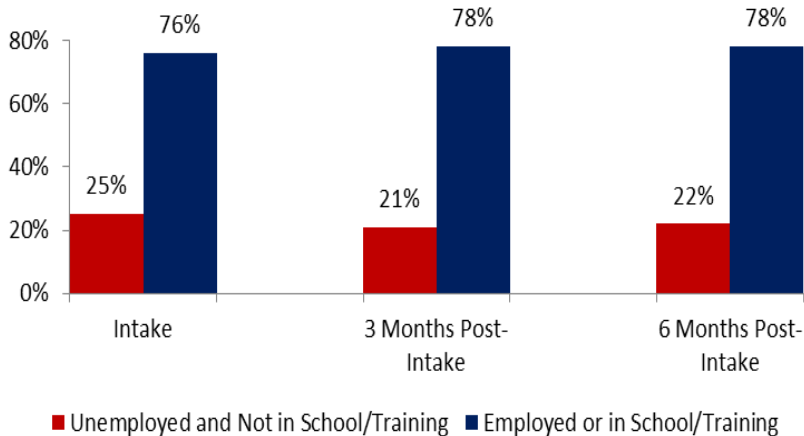
- Overall, more program clients were enrolled in school or vocational training programs than not enrolled at all time points.
- There was a slight (2%) increase in amount of program clients who were enrolled in school or vocational training from intake to 3 months post-intake and a slight decrease (3%) among those enrolled from 3 months to 6 months post-intake.

Employment Status Change Over Time



- About half (52%) of program clients reported that they were unemployed and not looking for work at intake. This percentage continually decreased over time.
- About 9% of clients reported that they were employed at intake. This percentage rose to 11% at 3 months post-intake and rose again to 17% at 6 months post-intake. This increase correlates with a decrease in the amount of clients enrolled in school/vocational training. These data could suggest that youth left job training programs after successfully securing employment.

Education and Employment Change Over Time



- For youth who might engage in vocation-related activities by either working or going to school/training or both, looking at employment and school/training enrollment together provides a more valid picture of their vocation-related activity than looking at either one separately.
- There was an increase in program clients' employment and/or enrollment in school/training between intake and 3 months post-intake of 2%, which remained stable at 6 months post-intake. These data suggest that the JDC/RF evaluation sites motivated youth to seek out educational or employment opportunities, and that they had the support to maintain involvement in these activities.

Questions about this report?

Contact Monica Davis, Evaluation Coordinator, at 520-295-9339 x 211 or midavis@email.arizona.edu

Acknowledgements: SIROW wishes to acknowledge the contributions of the evaluation sites and the evaluation partners, Chestnut Health Systems (CHS) and Carnevale Associates, LLC (CALLC) to this National Cross-Site Evaluation. In addition, SIROW is appreciative of support from the Library of Congress - Federal Research Division, OJJDP, the National Council of Juvenile and Family Court Judges, and the Reclaiming Futures National Program Office.

Suggested Citation: University of Arizona - Southwest Institute for Research on Women (2014). National Cross-Site Evaluation of Juvenile Drug Courts and Reclaiming Futures: Cross-Site Report: Education and Employment - March, 2014 The University of Arizona: Tucson, Arizona.