

**Final Cross-Site Report: Perceptions of JDC/RF Programs - September 2014  
Five Site Report**

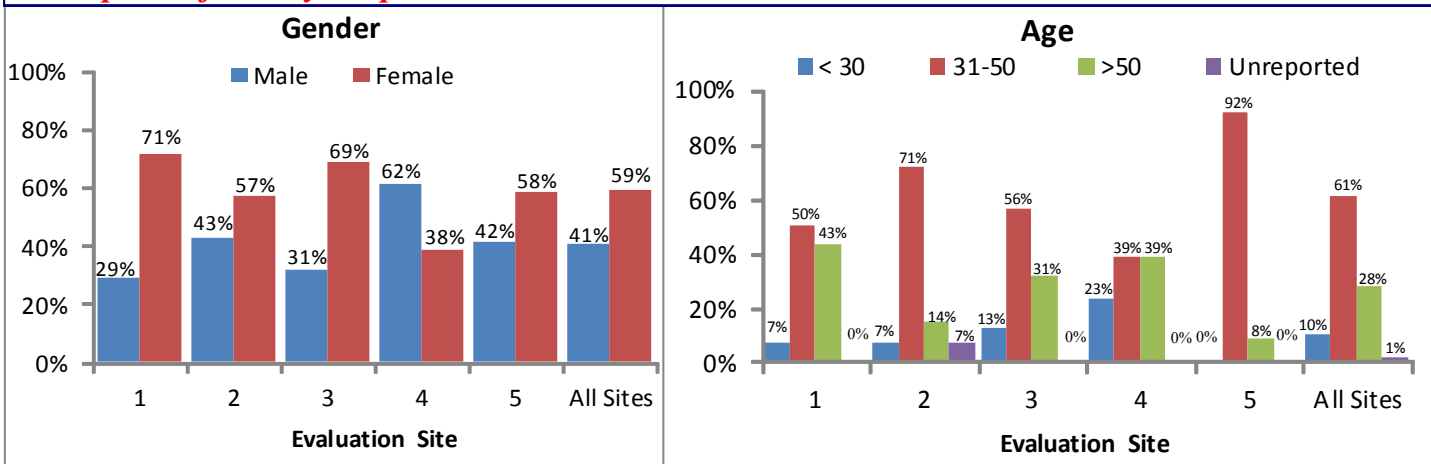
This report presents program evaluation findings of an integrated Juvenile Drug Court: Strategies in Practice (JDC) and Reclaiming Futures (RF) program implemented in five juvenile drug courts in the United States (i.e., the evaluation sites). These sites were awarded 4-year grants by the Office of Juvenile Justice and Delinquency Prevention (OJJDP) and the Substance Abuse and Mental Health Administration (SAMHSA) to implement a JDC/RF program at their juvenile drug courts.

To evaluate the JDC/RF programs, the evaluation team surveyed expert informants. These informants were members of Drug Court/Change Teams (sometimes referred to as Reclaiming Futures Fellows) at the evaluation sites as well as other individuals who have sufficient contact with the JDC/RF program and personnel in order to make a knowledgeable assessment. As part of the OJJDP- and SAMHSA-funded initiative, the evaluation sites were charged with convening and utilizing a Drug Court/Change Team in order to facilitate the implementation of an integrated JDC/RF program. As such, members of these teams are knowledgeable about the JDC and the implementation of the JDC/RF program. The other expert informants included other staff of the JDC/RF program, staff of other youth-serving agencies, and community members. The sample of other expert informants at each evaluation site were a combination of individuals nominated by the JDC/RF Program Director or were identified by the evaluation team as staff of service agencies who would be likely to serve youth involved in or to be otherwise familiar with the juvenile drug court. The latter was utilized in an attempt to address possible sampling bias.

The survey contained the 58 questions of 13 multi-question indices developed by Butts, Roman, and colleagues<sup>a</sup> (2007) supplemented by 9 questions developed by van Wormer<sup>b</sup> (2010) that corresponded conceptually to the indices. The indices—measured on a scale ranging from -10 to +10—were designed to measure the “quality of juvenile justice and substance abuse treatment systems.”<sup>a</sup> The survey was conducted during the fourth, and final, year of the evaluation sites’ OJJDP- and SAMHSA-funded grant periods. Thus, the findings reflect perceptions of JDC/RF programs that have been in existence and implemented at the juvenile drug court for at least three years.

The reported analyses used data only from surveys for which at least 50% of the questions were answered; data from surveys where less than 50% of the questions were answered were excluded from analyses. The resulting analytic sample consisted of survey responses from 70 of 182 (38%) expert informants invited to take the survey. The response rates by Site 1 to 5 are 48% (n=14), 41% (n=14), 28% (n=17), 46% (n=13), and 40% (n=12), respectively.

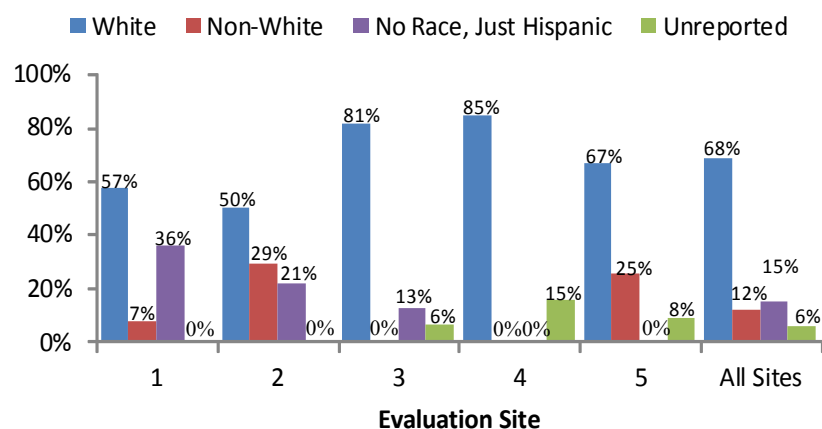
**Description of Survey Respondents**



- Overall, more than half (59%) of survey respondents were female.
- The gender distribution of respondents varied by site. The difference in proportions of males and females varied from a 42% difference (Site 1) to a 14% difference (Site 2).
- In addition, for only one site (Site 4), males were more strongly represented than females.
- Overall, more than half (61%) of survey respondents were between the ages of 31 and 50.
- The age distribution of respondents varied by site. Site 5 was almost entirely represented by individuals aged 31-50. Respondents from Site 1, 3, and 4 more equally represented all three age groups.

## Description of Survey Respondents (continued)

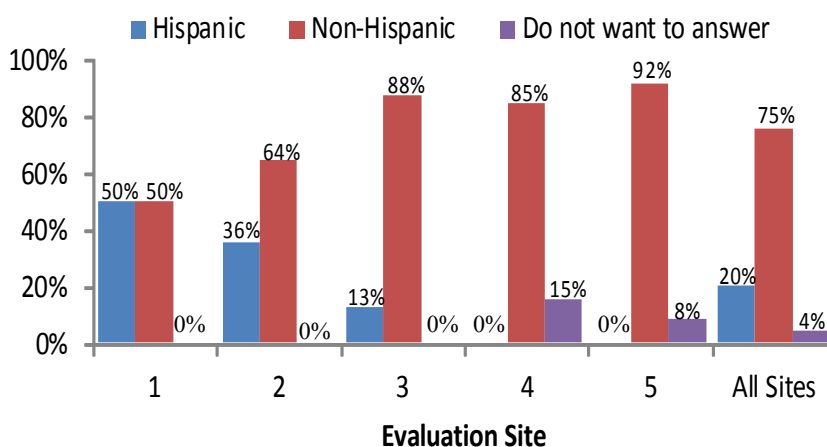
### Race



- Overall, the majority (68%) of survey respondents were White.
- The racial diversity of respondents varied by site, with Sites 1 and 2 having the most racial diversity and Sites 3 and 4 having the least.

- Overall, the majority (75%) of survey respondents were non-Hispanic.
- The ethnic diversity of respondents varied by site with Sites 1 and 2 having the most ethnic diversity and Sites 3, 4, and 5 having the least.

### Ethnicity



### Percentage of Survey Respondents Who Were....

### Evaluation Site

	1	2	3	4	5	All Sites
...directly involved in the JDC/RF program—program staff or member of Drug Court/Change Team	93%	57%	47%	38%	50%	57%
...nominated by the JDC/RF Program Director	93%	57%	82%	92%	75%	80%

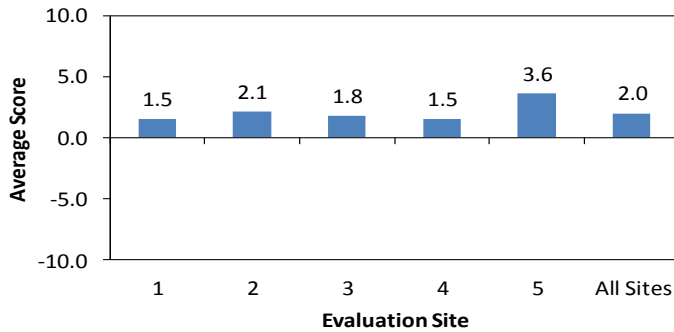
- Overall, 57% of survey respondents were directly involved with the JDC/RF program as program staff or a member of the Drug Court/Change Team.
- The percentage of respondents who were directly involved with the JDC/RF program varied across site from a high of 93% to a low of 38%.
- Overall, 80% of survey respondents had been nominated by the JDC/RF Program Director.
- The percentage of respondents who had been nominated by the JDC/RF Program Director also varied across site, ranging from a high of 93% to a low of 57%.

**Disclaimer:** The development of this report is funded by the Office of Juvenile Justice and Delinquency Prevention (OJJDP) through an interagency agreement with the Library of Congress – contract number LCFRD11C0007. The views expressed here are the authors and do not necessarily represent the official policies of OJJDP or the Library of Congress; nor does mention of trade names, commercial practices, or organizations imply endorsement by the U.S. Government.

**Acknowledgements:** SIROW wishes to acknowledge the contributions of the evaluation sites and the evaluation partners, Chestnut Health Systems (CHS) and Carnevale Associates, LLC (CALLC) to this National Cross-Site Evaluation. In addition, SIROW is appreciative of support from the Library of Congress - Federal Research Division, OJJDP, the National Council of Juvenile and Family Court Judges, and the Reclaiming Futures National Program Office.

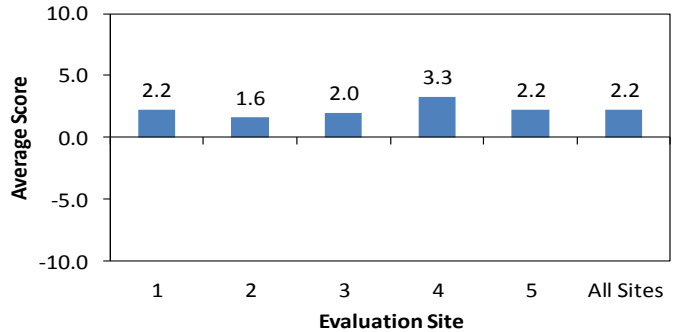
## Perceptions of JDC/RF Programs: Administration Indices

### Resource Management



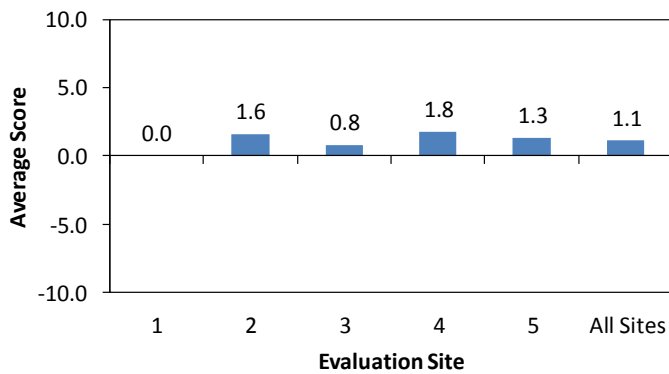
- This index assesses “organization, leverage of staff, and funding.”<sup>c</sup>
- Across all sites, the JDC/RF programs were rated positively on this index—an average rating of 2.0.
- Although the variation was not statistically significant, the positivity of the perceptions varied somewhat by site from a high of 3.6 to a low of 1.5.

### Systems Integration



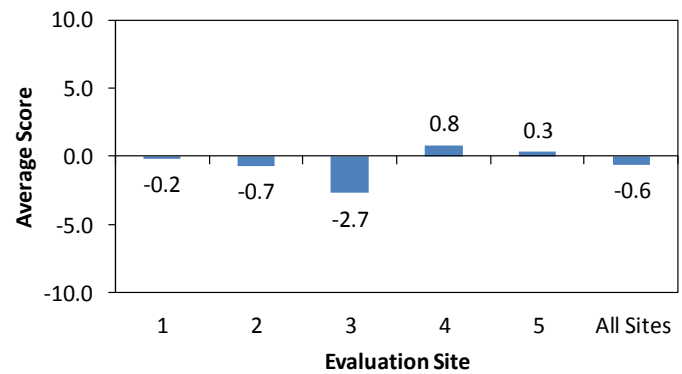
- This index assesses “interagency coordination of policies and procedures.”<sup>c</sup>
- Across all sites, the JDC/RF programs were rated positively on this index—an average rating of 2.2.
- Although the variation was not statistically significant, the positivity of the perceptions varied somewhat by site from a high of 3.3 to a low of 1.6.

### Data Sharing



- This index assesses “the integration and sharing of information systems among agencies.”<sup>c</sup>
- Three of the sites (Sites 2, 4, and 5) were rated positively on this index; and two (Sites 1 and 3) were rated close to neither positively nor negatively.
- On average, all sites were rated slightly positively—an average rating of 1.1.
- Although the variation was not statistically significant, the positivity of the perceptions varied somewhat by site from a high of 1.8 to a low of 0.0.

### Access to Services



- This index assesses “the ease of client access to services and treatment.”<sup>c</sup>
- One site (Site 3) was rated negatively on this index; and the other four (Sites 1, 2, 4, and 5) were rated close to neither positively nor negatively.
- On average, all sites were rated close to neither positively nor negatively—an average rating of -0.6.
- Although the variation was not statistically significant, the positivity of the perceptions varied somewhat by site from a high of 0.8 to a low of -2.7.

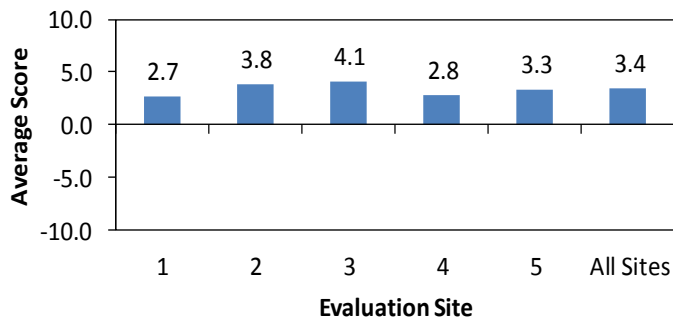
In sum, these findings indicate that the perceptions that people involved in or familiar with the JDC/RF programs have about administration of the JDC/RF programs vary depending on the specific aspect of administration.

- For all sites, people involved in or familiar with the JDC/RF programs had favorable perceptions of how the JDC/RF programs managed resources and how hard they were working to integrate systems.
- However, they had less favorable perceptions of the integration and sharing of information among agencies and the ease of which clients were able to access services and treatment.

In sum, these findings also indicate that there is some variation across site in terms of how positively they are rated on the different administration indices. For 3 of the 4 administration indices, Site 4 is rated the most positively of the sites.

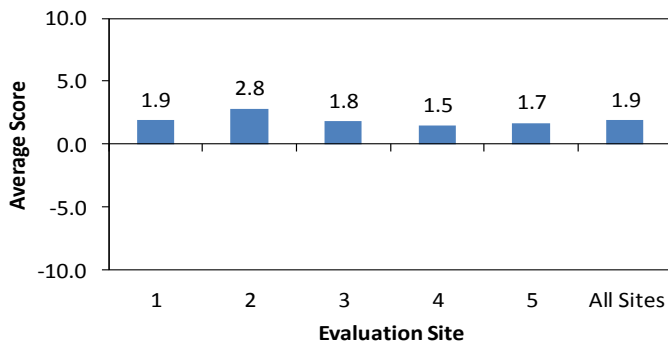
## Perceptions of JDC/RF Programs: Quality Indices

### Alcohol and Other Drug Assessment



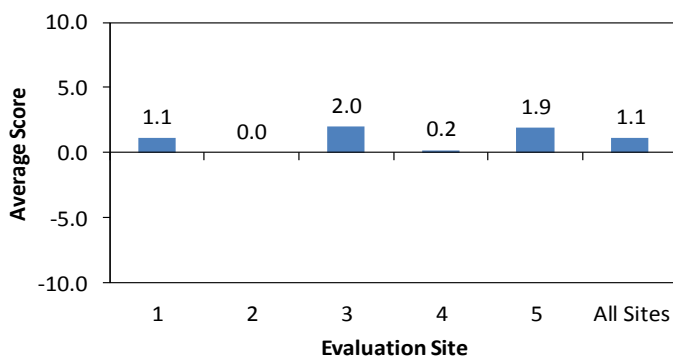
- This index assesses “the availability and use of effective screening and assessment tools.”<sup>c</sup>
- Across all sites, the JDC/RF programs were rated positively on this index—an average rating of 3.4.
- Although the variation was not statistically significant, the positivity of the perceptions varied somewhat by site from a high of 4.1 to a low of 2.7.

### Treatment Effectiveness



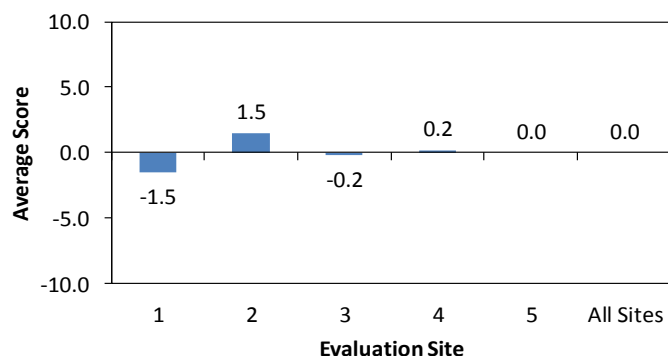
- This index assesses “the scope and impact of treatment services.”<sup>c</sup>
- Across all sites, the JDC/RF programs were rated positively on this index—an average rating of 1.9.
- The positivity of the perceptions did not vary by site.

### Pro-social Activities



- This index assesses “the use and availability of prosocial activities for youth as a part of substance abuse interventions.”<sup>c</sup>
- Three of the sites (Sites 1, 3, and 5) were rated positively on this index; and two (Sites 2 and 4) were rated close to neither positively nor negatively.
- On average, all sites were rated slightly positively—an average rating of 1.1.
- Although the variation was not statistically significant, the positivity of the perceptions varied somewhat by site from a high of 2.0 to a low of 0.0.

### Targeted Treatment



- This index assesses “the availability of treatments appropriate for specific client groups.”<sup>c</sup>
- One site (Site 2) was rated positively on this index; one (Site 1) was rated negatively; and the other 3 (Sites 3, 4, and 5) were rated neither positively nor negatively.
- On average, all sites were rated neither positively nor negatively.—an average rating of 0.0.
- Although the variation was not statistically significant, the positivity of the perceptions varied somewhat by site from a high of 1.5 to a low of -1.5.

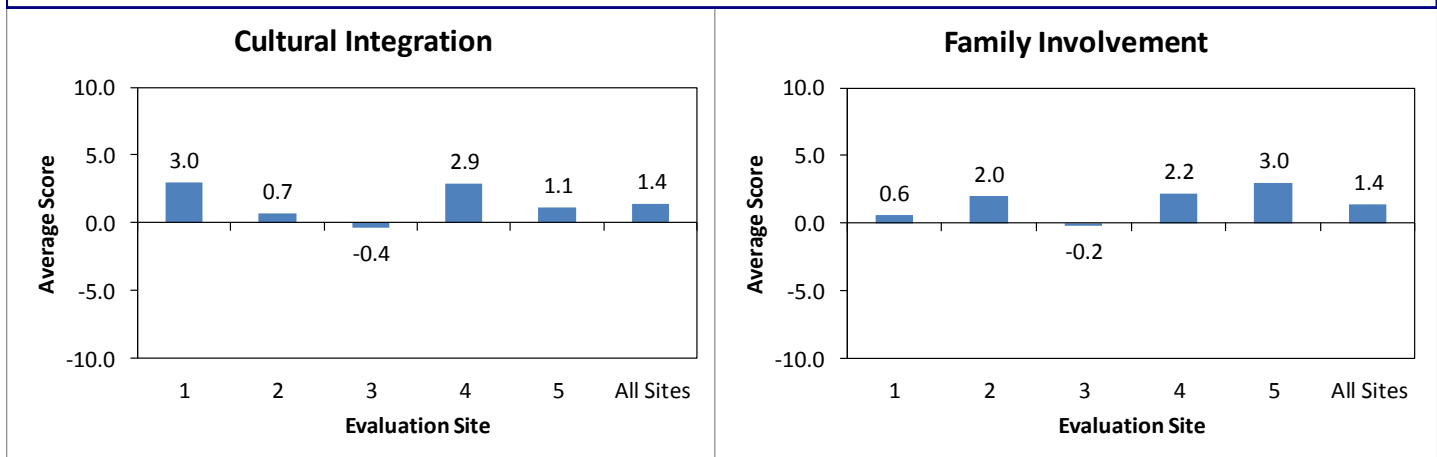
#### Notes:

<sup>a</sup>Butts, J. A., Roman, J., et al. (2007). Changing systems: Outcomes from the RWJF Reclaiming Futures initiative on juvenile justice and substance abuse. A Reclaiming Futures National Evaluation Report. Portland, OR: Reclaiming Futures National Program Office, Portland State University, Regional Research Institute.

<sup>b</sup>van Wormer, J., & Lutze, F. E. (2010). Ensuring fidelity to the Juvenile Drug Courts Strategies in Practice — A Program Component Scale. Technical Assistance Bulletin. National Council of Juvenile and Family Court Judges & Office of Juvenile Justice and Delinquency Prevention.

<sup>c</sup>Roman, J. K., Butts, J. A., & Roman, C. G. (2011). Evaluating systems change in a juvenile justice reform initiative. *Children and Youth Services Review*, 33, S41-S53.

## Perceptions of JDC/RF Programs: Quality Indices (continued)



- This index assesses “cultural competence and responsiveness.”<sup>c</sup>
- Three of the sites (Sites 1, 4, and 5) were rated positively on this index; and two (Sites 2 and 4) were rated close to neither positively nor negatively.
- On average, all sites were rated slightly positively on this index—an average rating of 1.4.
- Although the variation was not statistically significant, the positivity of the perceptions varied somewhat by site from a high of 3.0 to a low of -0.4.

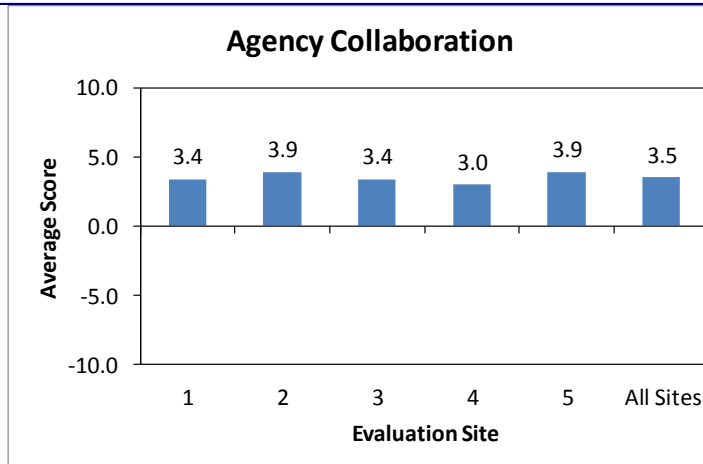
- This index assesses “the role of family members in designing and delivering services for youth.”<sup>c</sup>
- Three of the sites (Sites 2, 4, and 5) were rated positively on this index; and two (Sites 1 and 3) were rated close to neither positively nor negatively.
- On average, all sites were rated slightly positively on this index—an average rating of 1.4.
- Although the variation was not statistically significant, the positivity of the perceptions varied somewhat by site from a high of 3.0 to a low of -0.2.

In sum, these findings indicate that the perceptions that people involved in or familiar with the JDC/RF programs have about *quality* of the JDC/RF programs vary depending on the specific aspect of *quality*.

- For all sites, people involved in or familiar with the JDC/RF programs had favorable perceptions of the JDC/RF programs’ use of effective screening and assessment tools and of the scope and impact of treatment services.
- However, they had less favorable perceptions of the JDC/RF programs’ cultural competence and responsiveness, and the role of family members in designing and delivering services; and even less favorable perceptions of the availability and use of prosocial activities and the availability of treatments appropriate for specific client groups by the JDC/RF programs.

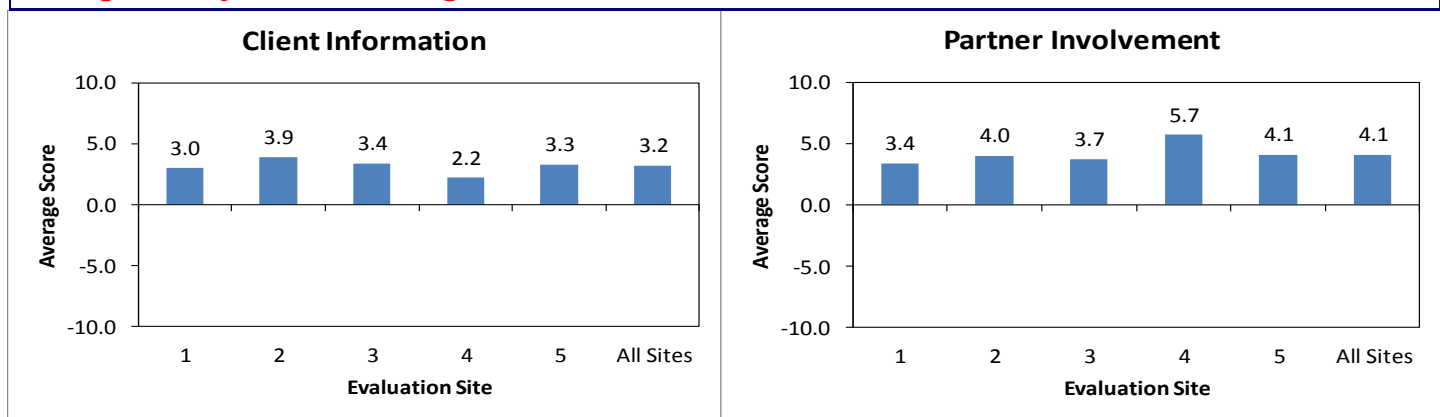
In sum, these findings also indicate that there is some variation across site in terms of how positively they are rated on the different *quality* indices. Each of the sites seem to excel, compared to the other sites, on at least one of the *quality* indices. No one site excelled across most of the *quality* indices.

## Perceptions of the Implementation of JDC/RF Programs: Collaboration Indices



- This index assesses “the quality of interagency relationships in the youth services field.”<sup>c</sup>
- Across all sites, the JDC/RF programs were rated positively on this index—an average rating of 3.5.
- The positivity of the perceptions did not vary significantly by site. All sites were rated between 3.0 and 4.0.

## Perceptions of JDC/RF Programs: Collaboration Indices (continued)



- This index assesses “agencies sharing client information to support treatment planning.”<sup>c</sup>
- Across all sites, the JDC/RF programs were rated positively on this index—an average rating of 3.2.
- Although the variation was not statistically significant, the positivity of the perceptions varied somewhat by site from a high of 3.9 to a low of 2.2.

- This index assesses “the extent of interaction among Reclaiming Futures partner agencies.”<sup>c</sup>
- Across all sites, the JDC/RF programs were rated positively on this index—an average rating of 4.1.
- Although the variation was not statistically significant, the positivity of the perceptions varied somewhat by site from a high of 5.7 to a low of 3.7.

In sum, these findings concerning perceptions of *collaboration* among youth-serving agencies in the communities indicate that people involved in or familiar with the JDC/RF programs have favorable impressions of (1) the relationships among the youth-serving agencies in their communities; (2) the timing and quality of the sharing of client information among the youth-serving agencies; and (3) the involvement of and cooperation among community partners.

In sum, these findings also indicate that there is some variation across site in terms of how positively they are rated on the different *collaboration* indices.

- Sites 2 and 5 excel, compared to the other sites, in terms of agency collaboration.
- Site 2 excels, compared to the other sites, in terms of the sharing of client information.
- Site 4 excels, compared to the other sites, in terms of partner involvement.

## Conclusions:

In sum, these findings suggest that the JDC/RF programs implemented at the evaluation sites were of good quality.

- People involved in or familiar with the JDC/RF programs had favorable perceptions of many of the administration, collaboration and quality-related characteristics of the JDC/RF programs.
- The JDC/RF programs were most favorably perceived in terms of their use of effective screening and assessment tools (*quality* index) and the quality of their interagency relationships in the youth services field (*collaboration* index).

These findings, however, also suggest some areas for possible improvement of the JDC/RF programs.

- In particular, the JDC/RF programs were perceived relatively less favorably in terms of ease of which clients were able to access services and treatment (*administration* index) and in terms of availability of treatments appropriate for specific client groups (*quality* index).

Finally, these findings suggest that no one site’s JDC/RF program excelled above the other sites’ programs. All of the sites’ JDC/RF programs were more favorably perceived, as compared to the other sites’ programs, on some of the administration, collaboration and quality-related characteristics and less favorably perceived on other characteristics.

**Questions:** Contact Monica Davis, Evaluation Coordinator at 520-295-9339 x211 or [midavis@email.arizona.edu](mailto:midavis@email.arizona.edu)

**Suggested Citation:** The University of Arizona - Southwest Institute for Research on Women (2014). National Cross-Site Evaluation of Juvenile Drug Courts and Reclaiming Futures: Final Cross-Site Report: Perceptions of JDC/RF Programs—September 2014: Five Site Report. The University of Arizona: Tucson, Arizona.