

MODELS FOR SUCCESS: AN INTEGRATED APPROACH FOR JUVENILE DRUG COURT


Reclaiming Futures/Juvenile Drug Court Evaluation

Southwest Institute for Research on Women
University of Arizona

Arizona Problem Solving Courts Conference ♦ May 14, 2013

Evaluation Team



- University of Arizona's Southwest Institute for Research on Women (SIROW)
 - Carnevale Associates, LLC
 - Chestnut Health Systems
- 

Brief History



Juvenile Drug Court and Reclaiming Futures Initiative

The Models

Reclaiming Futures

- 1) Initial Screening
- 2) Initial Assessment
- 3) Service Coordination
- 4) Initiation
- 5) Engagement
- 6) Transition

Juvenile Drug Court: Strategies in Practice

- 1) Collaborative Planning
- 2) Teamwork
- 3) Clearly Defined Target Population & Eligibility Criteria
- 4) Judicial Involvement and Supervision
- 5) Monitoring & Evaluation
- 6) Community Partnerships
- 7) Comprehensive Treatment Planning
- 8) Developmentally Appropriate Services
- 9) Gender-Appropriate Services
- 10) Cultural Competence
- 11) Focus on Strengths
- 12) Family Engagement
- 13) Educational Linkages
- 14) Drug Testing
- 15) Goal-Oriented Incentives and Sanctions
- 16) Confidentiality

Evaluation Overview

- Multi-Site, four-year evaluation of the Juvenile Drug Court and Reclaiming Futures Initiative
- Charged with evaluating the outcomes and cost-effectiveness of the integration of the Juvenile Drug Court: Strategies in Practice and the Reclaiming Futures Models.

OBJECTIVE 1: ASSESS THE OPERATIONS OF JUVENILE DRUG COURT/RECLAIMING FUTURES MODELS USING ESTABLISHED INDICES FOR PERFORMANCE, EFFICIENCIES AND COST EFFECTIVENESS

- Critical factors to combining the models
- System level effects that occurred by combining the models
- Adaptations and modifications in integrating the models

OBJECTIVE 2: IMPROVE THE EMPIRICAL KNOWLEDGE BASE ABOUT JUVENILE DRUG COURTS AND THE RECLAIMING FUTURES MODEL.

- Services provided
- Service recipients
- Who is missing

OBJECTIVE 3: ANALYZE THE EFFICACY OF COMBINED EFFORTS OF JUVENILE DRUG COURTS AND THE RECLAIMING FUTURES MODEL.


- Approaches to keeping target population involved
- Interventions that support matching clients to services
- System-level approaches, training, & resources associated with changes in services
- Level and appropriateness of services related to client and program performance

OBJECTIVE 4: CONDUCT CASE STUDIES USING ADMINISTRATIVE, COLLABORATION, AND QUALITY INDICES AND THE SIXTEEN KEY ELEMENTS OF JUVENILE DRUG COURTS

- Individual Case Studies
- System/Organizational Case Studies

OBJECTIVE 5: EVALUATE THE POTENTIAL FOR REPLICATION OF THESE MODELS

- Cost-effectiveness of different approaches



**Group Activity:
Brainstorming Challenges,
Strategies, and Discussing
Successes**

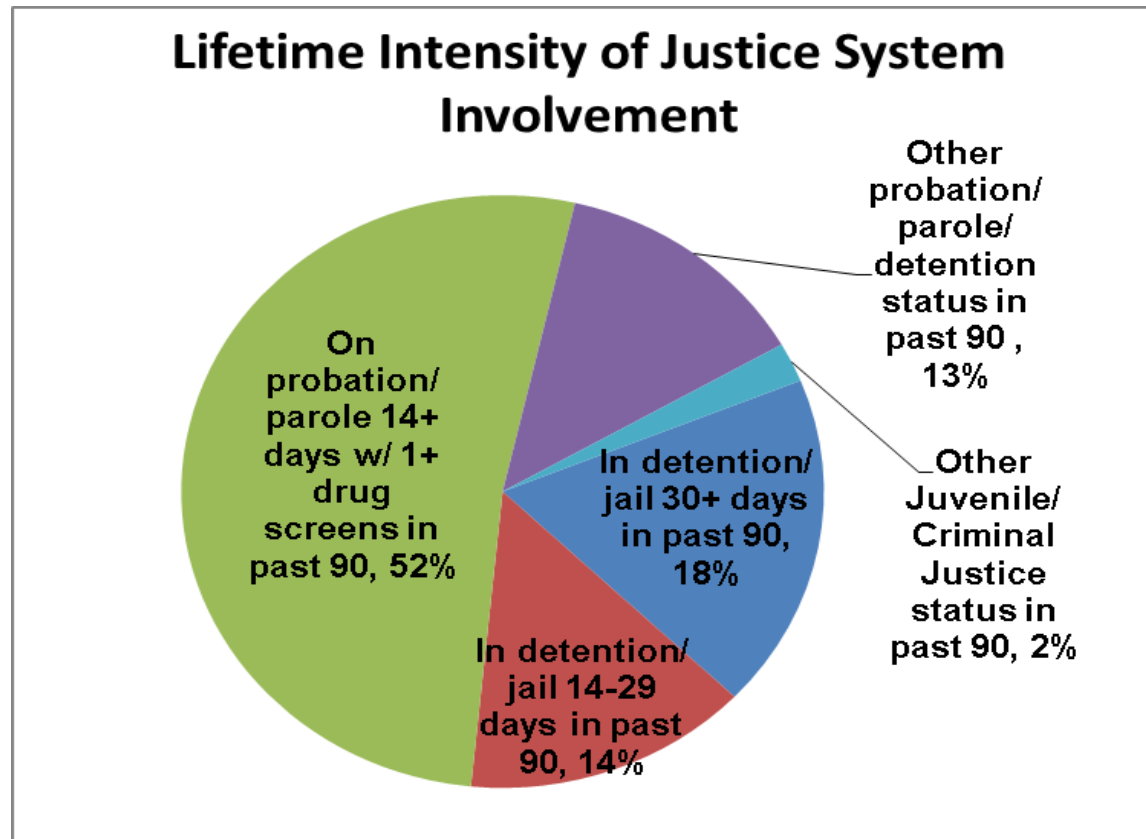
Measuring and Gauging Success

- Describe who was served by the program
- National cross-site evaluation of JDC/RF programs:

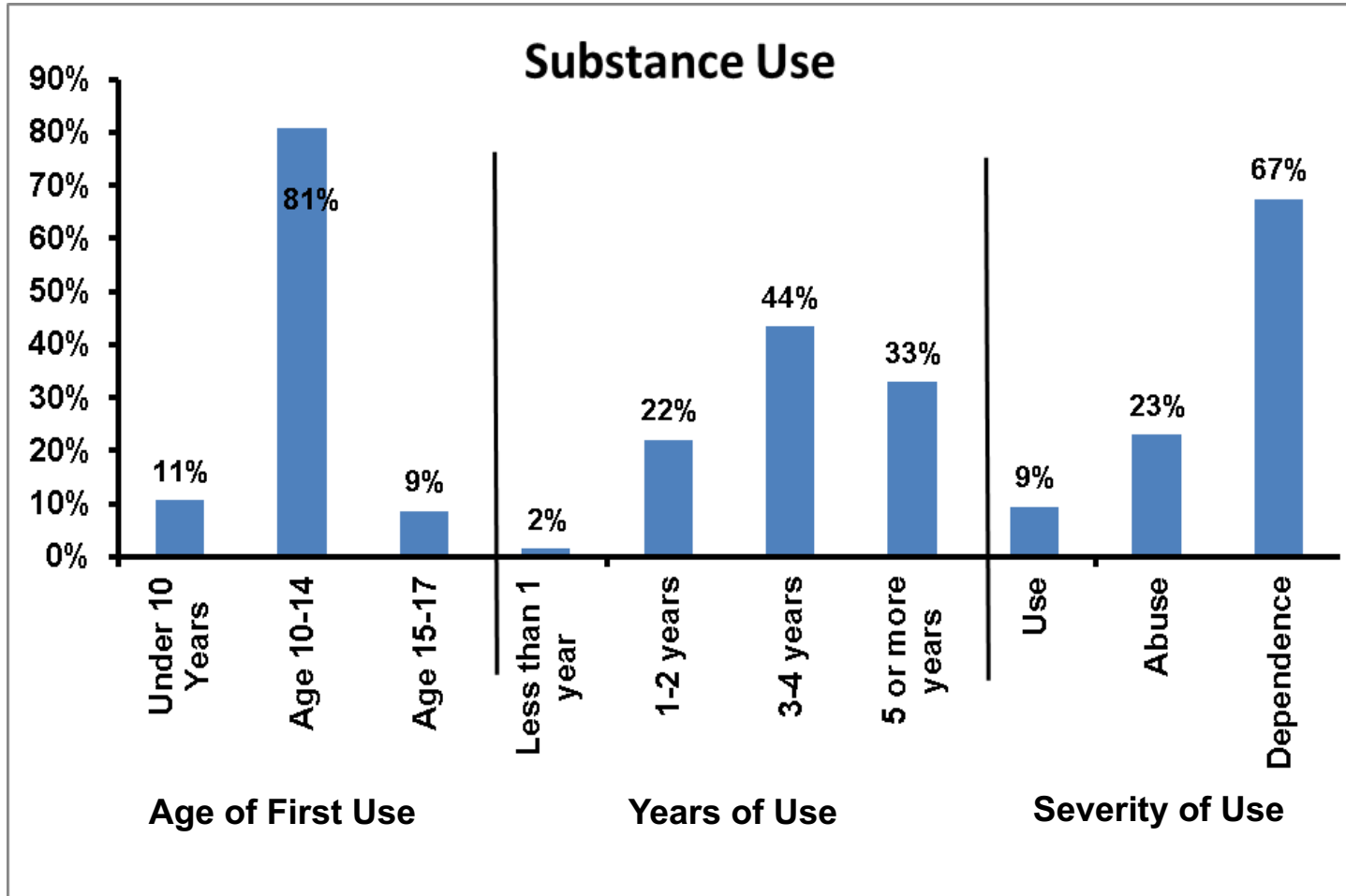
Gender	N	Percent
Male	356	75%
Female	116	25%
Race/Ethnicity		
African American\ Black	44	9%
Caucasian\ White	147	31%
Hispanic	190	40%
Other	90	19%

Violence and Illegal Activity	N	Percent
Past Year Acts of Physical Violence	337	71%
Any Illegal Activity - Past Year	365	77%
Current Juvenile Justice Involvement	461	98%
Internal and External Mental Health Problems		
	N	Percent
Only External Mental Health Problems in Past Year	107	23%
Only Internal Mental Health Problems in Past Year	36	8%
Both External and Internal Mental Health Problems in Past Year	170	36%
Lifetime History of Victimization	318	67%

Who Was Served



Who Was Served



Measuring and Gauging Success

- Compare who was served by the program to the target population
- National cross-site evaluation of JDC/RF programs:

Age	Actual	Target
Mean	16.1	15.2
Range	12-19	12-18

Gender	Actual Percent	Target Percent
Male	75%	68%
Female	25%	32%


Race/Ethnicity	Actual Percent	Target Percent
African American\ Black	9%	13%
Caucasian\White	31%	48%
Hispanic	40%	35%
Other	19%	3%

Measuring and Gauging Success

- Describe Clients' Program Status
- National cross-site evaluation of JDC/RF programs:

Program Status Across Evaluation Sites				
Evaluation Site	Still in Treatment	Transferred for Further Treatment	Completed Treatment	Positive Status
1	11%	38%	28%	77%
2	23%	55%	17%	94%
3	19%	73%	3%	95%
4	8%	36%	21%	65%
5	51%	20%	20%	91%
All sites	25%	39%	19%	84%

Questions?



Questions: For questions about this presentation or the National Cross-Site Evaluation, contact Monica Davis, Evaluation Coordinator at 520-295-9339 x211 or midavis@email.arizona.edu

Disclaimer: The development of this report is funded by the Office of Juvenile Justice and Delinquency Prevention (OJJDP) through an interagency agreement with the Library of Congress – contract number LCFRD11C0007. The views expressed here are the authors and do not necessarily represent the official policies of OJJDP or the Library of Congress; nor does mention of trade names, commercial practices, or organizations imply endorsement by the U.S. Government.

Acknowledgements: SIROW wishes to acknowledge the contributions of the evaluation sites and the evaluation partners, Chestnut Health Systems (CHS) and Carnevale Associates, LLC (CALLC) to this National Cross-Site Evaluation. In addition, SIROW is appreciative of support from the Library of Congress - Federal Research Division, OJJDP, the National Council of Juvenile and Family Court Judges, and the Reclaiming Futures National Program Office.

Individual Site Program Funding: Federal funding for these JDC/RF sites is provided by OJJDP and SAMHSA.

Suggested Citation: University of Arizona - Southwest Institute for Research on Women (2013). National Cross-Site Evaluation of Juvenile Drug Courts and Reclaiming Futures. Models for Success: An Integrated Approach for Juvenile Drug Court – May, 2013. Accepted for presentation at the Arizona Problem Solving Courts Conference. May 14, 2013. Prescott, AZ. Submitted.