

Cross-Site Report: Recruitment and Retention - March 2015
Eight Site Report

The findings in this report are a preliminary summary of the Juvenile Drug Court (JDC): Strategies in Practice and Reclaiming Futures programs implemented in eight JDCs in the United States (i.e., the evaluation sites). This report summarizes Global Assessment of Individual Needs (GAIN) and Treatment Log data through December 31, 2014.

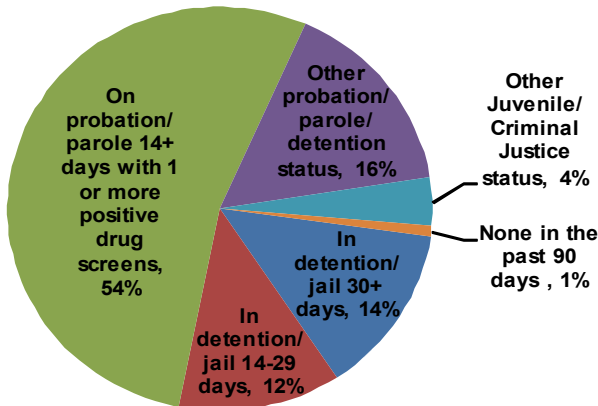
Who is being served? - Description of program clients at intake

This description is based on data self-reported by 769 clients of these eight Juvenile Drug Court/Reclaiming Futures (JDC/RF) programs at intake into the program.

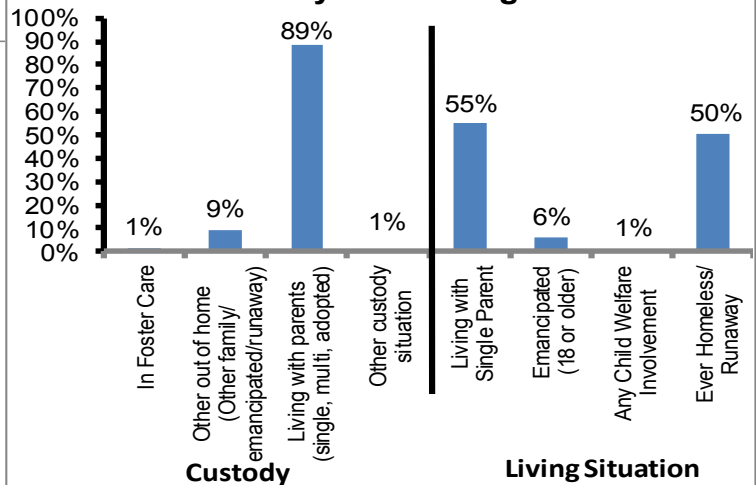
Gender	N	Percent	Age (Mean = 15.9)	N	Percent	Vocational	N	Percent
Male	587	76%	11-12	3	<1%	Currently vocationally engaged (work or school)* <small>*Only 708 clients provided vocational status</small>	644	91%
Female	182	24%						
Race/Ethnicity*	N	Percent	13-14	80	10%	Behind 1 or more grades in school	422	55%
<small>*Only 767 clients provided race</small>			15-16	424	55%			
African American/Black	105	14%	17-18	259	34%	Expelled or dropped out of school* <small>*Only 756 clients provided school status</small>	144	19%
Caucasian/White	272	35%	18+	3	<1%			
Hispanic	260	34%						
Mixed/Other	130	17%						

- Three-quarters (76%) of program clients were male.
- The largest racial/ethnic groups were Caucasian/White (35%) and Hispanic (34%).
- Over half (55%) of program clients were age 15-16 years, with an average age of 15.9.
- Of those clients who reported vocational status, 91% were working or in school.
- Co-occurring problems are common for program clients, with 55% behind one or more grades in school, 19% expelled from or dropped out of school, and 50% having been homeless or runaway at some point in their lives.
- Of program clients under 18, 89% live with their parents. Of all clients, 55% live with a single parent.
- Twenty-six percent of program clients have been in detention/jail at least 14 of the past 90 days and another 54% have been on probation or parole at least 14 of the past 90 days.

Recent Intensity of Justice System Involvement (Past 90 Days)

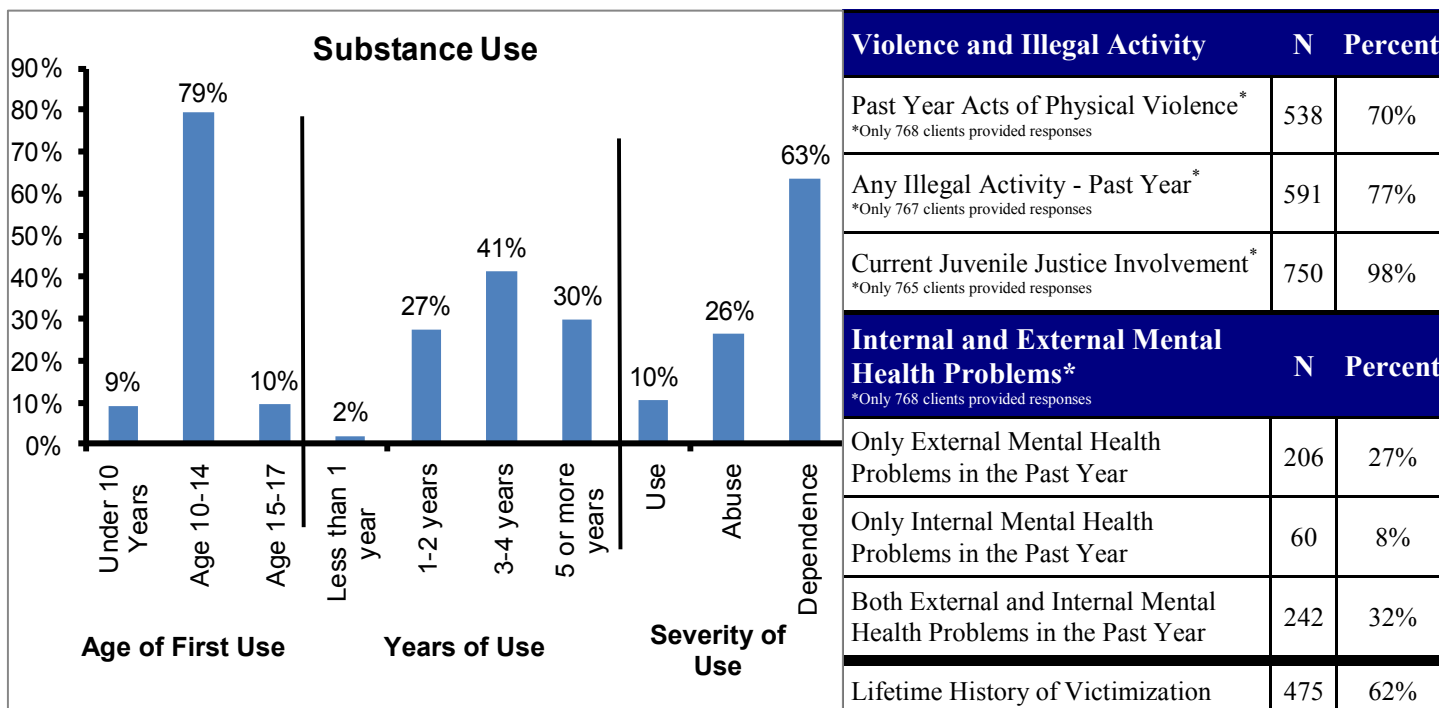


Custody* and Living Situation



* Custody situation was answered by clients under the age of 18. Six percent (n=44) of clients are 18 or older. Living situation is answered by all clients.

Acknowledgements: SIROW wishes to acknowledge the contributions of the evaluation sites and the evaluation partners, Chestnut Health Systems (CHS) and Carnevale Associates, LLC (CALLC) to this National Cross-Site Evaluation. In addition, SIROW is appreciative of support from the Library of Congress - Federal Research Division, Office of Juvenile Justice and Delinquency Prevention, the National Council of Juvenile and Family Court Judges, and the Reclaiming Futures National Program Office.



- The majority (88%) of program clients started using substances before the age of 15, and nearly one-third (30%) have been using for five or more years.
- Almost two-thirds (63%) of program clients report current symptoms that can be defined as substance dependence and another 26% report substance abuse.
- More than two-thirds (70%) of program clients reported engaging in acts of physical violence in the past year, and three-quarters (77%) reported engaging in or being arrested for illegal activity during the past year.
- These data further indicate that co-occurring problems are the norm for program clients, with 67% of them having internal and/or external mental health problems and 62% of them with a history of victimization.

Who is being missed or needs services?

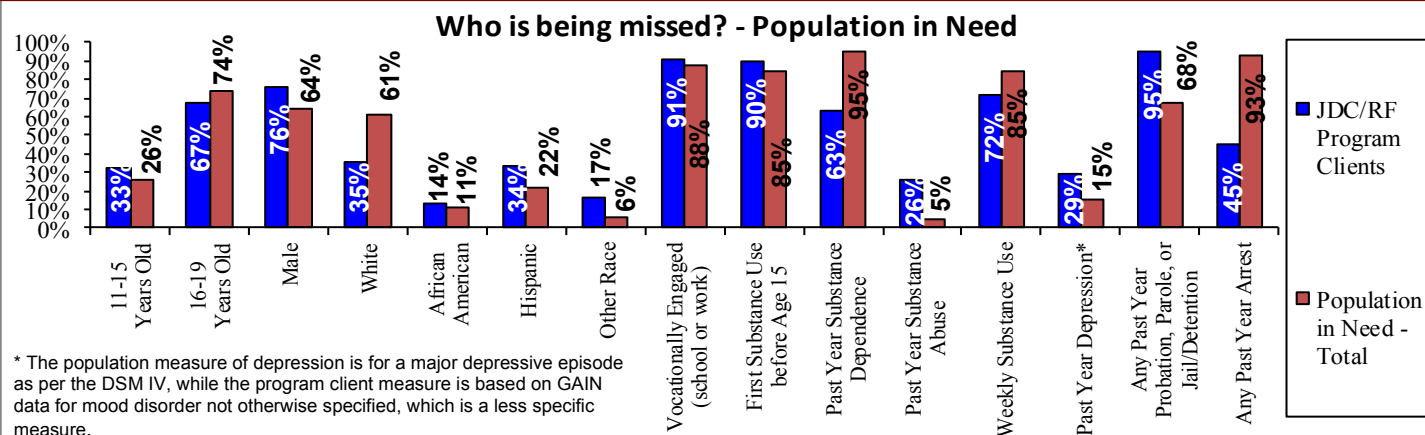
To determine if the relevant populations are being reached, we compared characteristics of program clients of the eight evaluation sites' JDC/RF programs to a) characteristics of the evaluation sites' target populations and b) characteristics of the general population of youth in need (i.e., criminally involved adolescents with substance use problems) determined using national youth survey data from the 2011 National Survey on Drug Use and Health (NSDUH; <https://nsduhweb.rti.org/>).

Age	Actual	Target	Gender	Actual Percent	Target Percent	Race/Ethnicity	Actual Percent	Target Percent
Mean	15.9	15.0	Male	76%	72%	African American/Black	14%	26%
Range	12-19	12-18	Female	24%	28%	Caucasian/White	36%	44%
						Hispanic	34%	25%
						Mixed/Other	17%	2%

- Demographics for the targeted population across sites was computed by taking weighted means (based on the expected number of program clients for the site) for age, gender, and race/ethnicity.
- Program clients are statistically significantly older than the target population. This difference is large (effect size = 0.8).
- The difference between the actual and target rates of males and females is statistically significant but represents a small practical difference (i.e., effect size = 0.1).
- The actual and target rates of African American, Caucasian, Hispanic, and Mixed/Other race/ethnicity clients were all significantly different, with small to medium-sized differences (effect sizes = 0.3, 0.2, 0.2, and 0.6, respectively).

Suggested Citation: Chestnut Health Systems and University of Arizona - Southwest Institute for Research on Women (2015). National Cross-Site Evaluation of Juvenile Drug Courts and Reclaiming Futures: Cross-Site Report: Recruitment and Retention-March 2015: Eight Site Report. The University of Arizona: Tucson, Arizona.

The general population of youth in need was defined as adolescents age 12-18 who were criminally involved (i.e., had been arrested, on probation or parole, or in detention/jail in the past year) with substance use problems (i.e., had at least three substance dependence or abuse symptoms, including weekly use for alcohol or any drug in the past year). This criteria is used on the GAIN screening assessments to identify youth with high substance use problems.



- JDC/RF program clients are significantly more likely than the general population of youth in need to be male (76% vs. 64%), Hispanic (34% vs. 22%) and of Other race (17% vs. 6%).
- Program clients are significantly younger than the general population of youth in need (67% vs. 74% ages 16-19), and were more likely to start using substances before the age of 15 (90% vs. 85%).
- Program clients have significantly lower rates of substance dependence (63%) and weekly substance use (72%) than the general population in need (95% and 85%, respectively), but have higher rates of substance abuse (26% vs. 5%).
- Sixty-eight percent of the general population of youth in need have been on probation, parole, or in jail/detention in the past year compared to 95% of program clients. However, program clients were significantly less likely than the general population of youth in need to be arrested in the past year (45% vs. 93%).

Effectiveness of approaches in retaining program clients? This section examines program status and the association of program status with client characteristics at program intake. Positive program status identifies clients retained in treatment as needed. Negative program status identifies clients who were not retained in treatment as needed.

Program Status

Positive Status	68%	Negative Status	19%	Unknown Status	13%
Still in JDC/RF Program	11%	Left Against Medical Advice	7%	Not reported (missing data)	8%
Discharged to Community	22%	Disciplinary Discharge	1%	Unspecified/Unknown	5%
Transferred for Further Treatment	35%	Transfer to Justice Agency	11%		

- Overall, the majority (68%) of program clients had positive program status.
- For these JDC/RF evaluation sites, a larger portion of program clients have been transferred for further substance abuse or mental health treatment (35%) than have been discharged to the community (22%).
- Clients with negative program status were significantly older at program intake (Mean = 16.3) than those with positive or unknown status (Mean = 15.9 and 16.0 respectively), and slightly more likely to have been in detention or jail for 14 or more of the past 90 days before program intake (38% vs. 22% and 28%, respectively).
- While the differences were not statistically significant, clients with negative program status were less likely to be behind in school at intake than those with positive or unknown status (45% vs. 56% and 66%, respectively), and those with positive status were more likely to be Caucasian than those with negative or unknown status (38% vs. 30% and 28%, respectively).
- Gender, substance use, depression, and living situation at program intake were not associated with program status.

Questions about this report?

Contact Monica Davis, Evaluation Coordinator at 520-295-9339 x211 or midavis@email.arizona.edu

Disclaimer: The development of this report is funded by the Office of Juvenile Justice and Delinquency Prevention (OJJDP) through an interagency agreement with the Library of Congress-contract number LCFRD11C0007 and is supported by Grant Number 2013-DC-BX-0081 awarded by OJJDP, Office of Justice Programs, U.S. Department of Justice. The opinions, findings, and conclusions or recommendations expressed here are the authors and do not necessarily represent the official policies of the Department of Justice or the Library of Congress; nor does mention of trade names, commercial practices, or organizations imply endorsement by the U.S. Government.